




Brose Supplier Portal
for a collaborative supply chain

BROSE SUPPLIER PORTAL

SUPPLIER TRAINING



**We will start about
2 minutes later
until most
participants have
dialed in**




**Please put your
microphones on
mute**




**Please turn off
your camera**

Agenda

- 01 | Overview
- 02 | Functionalities and targets
- 03 | Live Demo 
- 04 | How to find Help
- 05 | What happens next?
- 06 | Feedback and Questions

Agenda

- 01 | Overview
- 02 | Functionalities and targets
- 03 | Live Demo 
- 04 | How to find Help
- 05 | What happens next?
- 06 | Feedback and Questions

01 | Supplier Portal @ Brose

Our target picture



01 | The change

Home User Management My Profile Change Password Help Logoff

Welcome Michael Seifert

Logistics

SUPPLIER WORKPLACE
Administration of shipping notifications to Brose plants

Quality

SAMPLING (PPA/PPAP)
Production process and product approval

DEVIATION REQUEST AWE
Online Application Devi

[Provider, Legal Notices and Terms](#) [Data Security Policy](#)

brose
Excellence in Mechatronics

- Home
- Applications
- Contact Us
- Documents
- User Management

CIA4Auto© Engine Powered by
Capgemini

Switch to

Home

My Applications

Astras ⓘ
gLorem ipsum dolor sit amet, consetetur sadipscil elitr, sed diam nonumy eirmod
user_name@mail.com Access enabled **Start**

SWP ⓘ
gLorem ipsum dolor sit amet, sadipscil g elitr, sed diam non
user_name@mail.com Access enabled

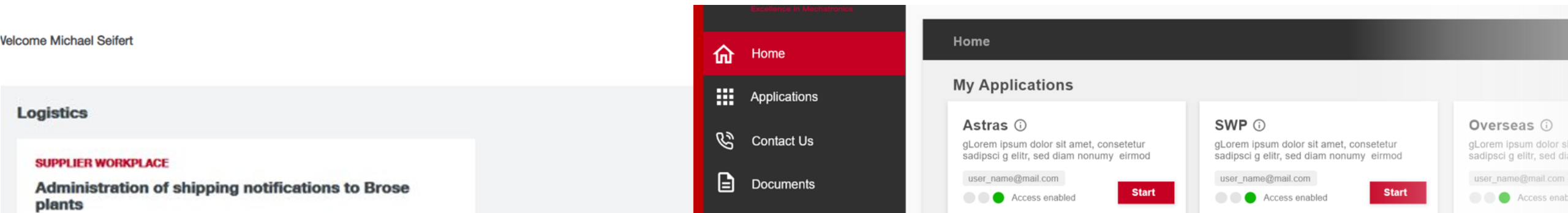
01 | The change

What will change?


- Login-Page incl. a Password
- User Management
- User Registration
- Overall user experience
- Support

What will not be changed?

- All applications itself e.g.
 - Astras
 - PPAP
 - SWP
 - BroTAP
 - ...



Agenda

- 01 | Overview
- 02 | **Functionalities and targets**
- 03 | Live Demo 
- 04 | How to find Help
- 05 | What happens next?
- 06 | Feedback and Questions



02 | Functionalities

Onboarding

Supplier creation in the Supplier Portal

- Creation of the supplier master record including role assignment in the Supplier Port
- Creation of first supplier administrator and acknowledgment of usage-agreement

User Management

Creation of user including role assignment

- via Self-Service through the portal registration page
- via Invitation by supplier administrator

Role request by user

- including approval by supplier administrator

Apps

Open Apps via Single-Sign-On

- based on the permissions per vendor ID

Support


Self-Service

- FAQs
- Application Help

Contact Form

- Supplier administrator can contact Brose via a standardized form

02 | Brose Supplier Portal – Targets of the first release



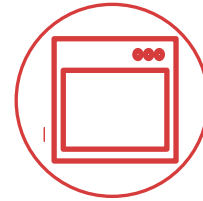
Replacement

The previous “**Extranet**” is **replaced** and a **basis** for our **future** products in cooperation with suppliers and business partners is created.



Platform

Our suppliers work on a new **technical** and **modern** platform (SAP BTP) to optimize cooperation with Brose.



Applications

The **existing applications** (e.g., Astras, PPAP, 8D) are working and have all been **migrated** onto the new platform.




Communication

All **suppliers** have been **informed** and **trained**. Brose **users** are familiar with the new platform.


Agenda

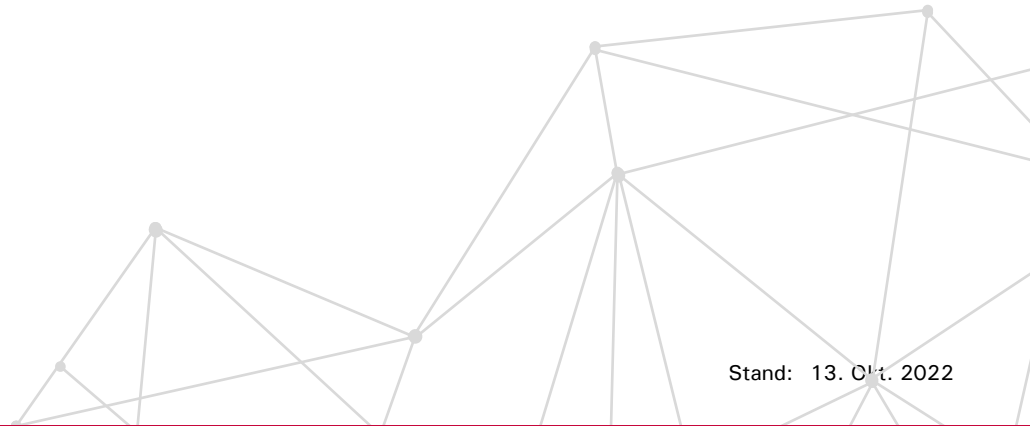
- 01 | Overview
- 02 | Functionalities and targets
- 03 | **Live Demo** 🧪
- 04 | How to find Help
- 05 | What happens next?
- 06 | Feedback and Questions

03 | Let's jump into the system



Agenda

- 01 | Overview
- 02 | Functionalities and targets
- 03 | Live Demo 
- 04 | **How to find Help**
- 05 | What happens next?
- 06 | Feedback and Questions



04 | How to find help



FAQ´s

Find frequently asked questions about the portal and the applications




Application-specific help

Find explanations and documents about the specific applications within the portal



Only for administrators:
Contact form

Fill in a contact form for specific questions and issues



Website

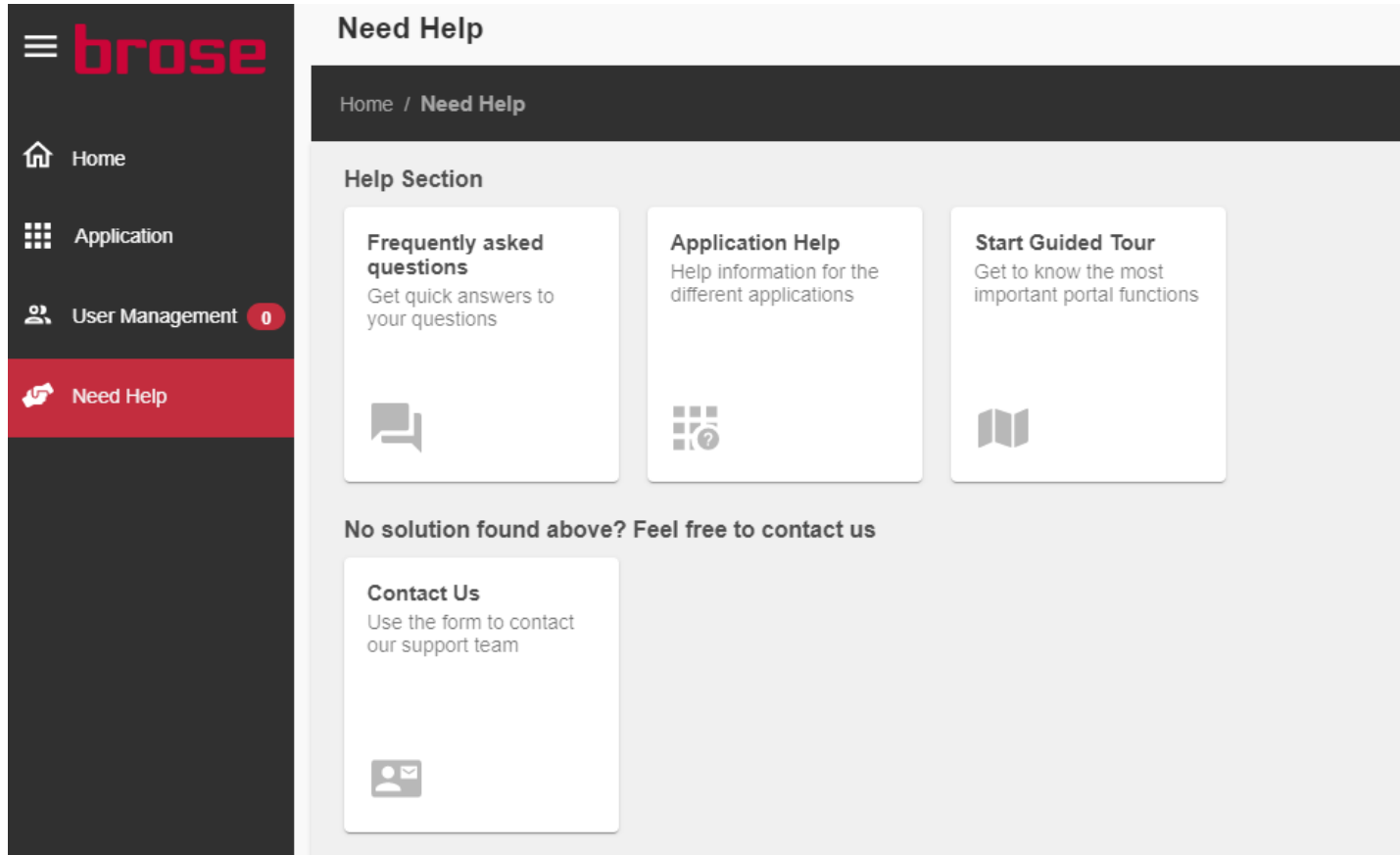
Visit our website for all information and resources about our portal



Quick Guide

Have a look at the Quick Guide for easy help

04 | How to find help



The screenshot shows a web interface for finding help. On the left is a dark sidebar with the 'brose' logo and navigation items: Home, Application, User Management (with a red notification bubble containing '0'), and Need Help (highlighted in red). The main content area is titled 'Need Help' and includes a breadcrumb 'Home / Need Help'. Below this is a 'Help Section' with three cards: 'Frequently asked questions' (with a speech bubble icon), 'Application Help' (with a grid icon), and 'Start Guided Tour' (with a map icon). At the bottom, a section titled 'No solution found above? Feel free to contact us' contains a 'Contact Us' card with an envelope icon and the text 'Use the form to contact our support team'.

04 | How to find help



FAQ´s

Find frequently asked questions about the portal and the applications




Application-specific help

Find explanations and documents about the specific applications within the portal



Only for administrators:
Contact form

Fill in a contact form for specific questions and issues



Website


Visit our website for all information and resources about our portal

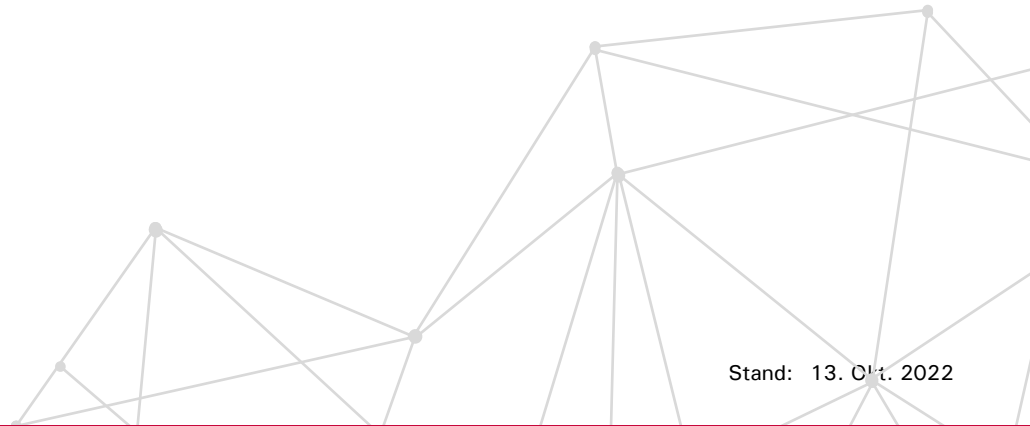


Quick Guide

Have a look at the Quick Guide for easy help

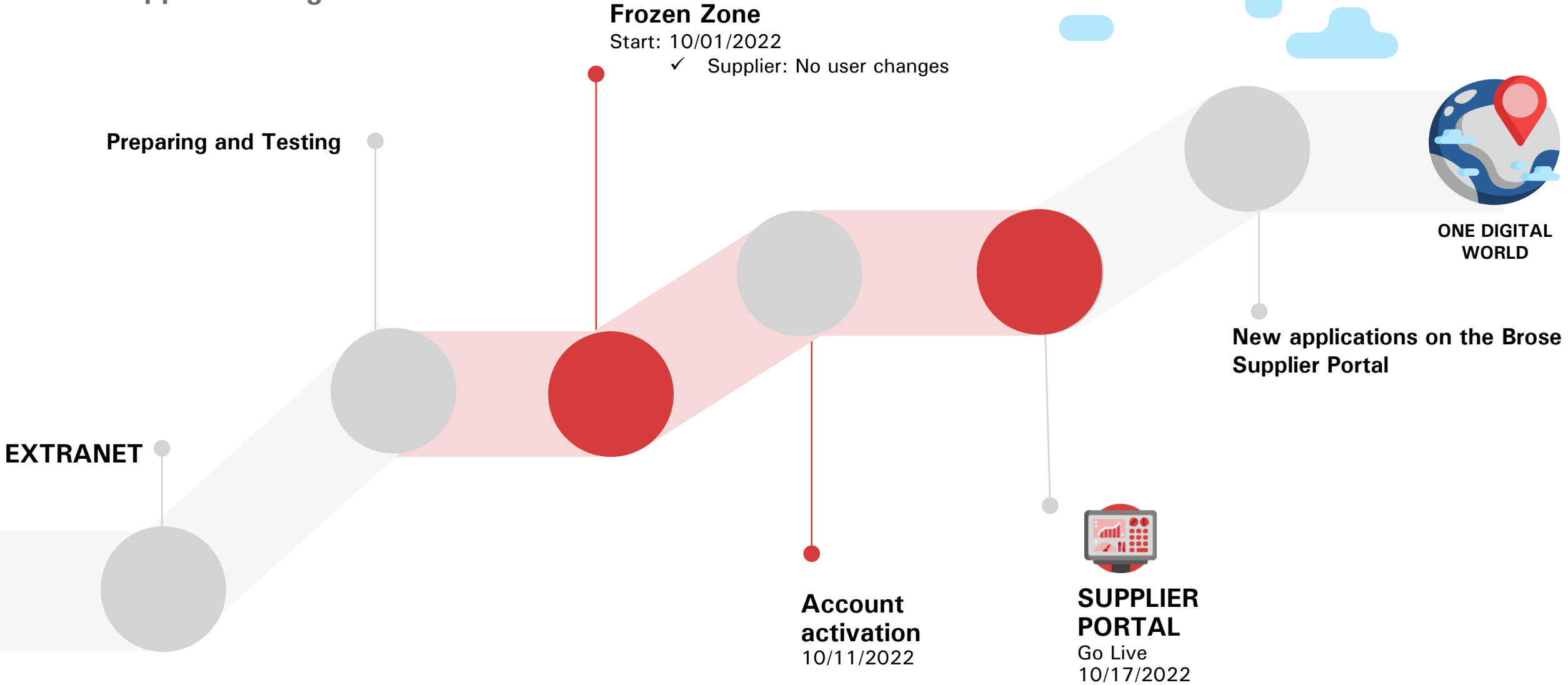
Agenda

- 01 | Overview
- 02 | Functionalities and targets
- 03 | Live Demo 
- 04 | How to find Help
- 05 | **What happens next?**
- 06 | Feedback and Questions



05 | The next steps

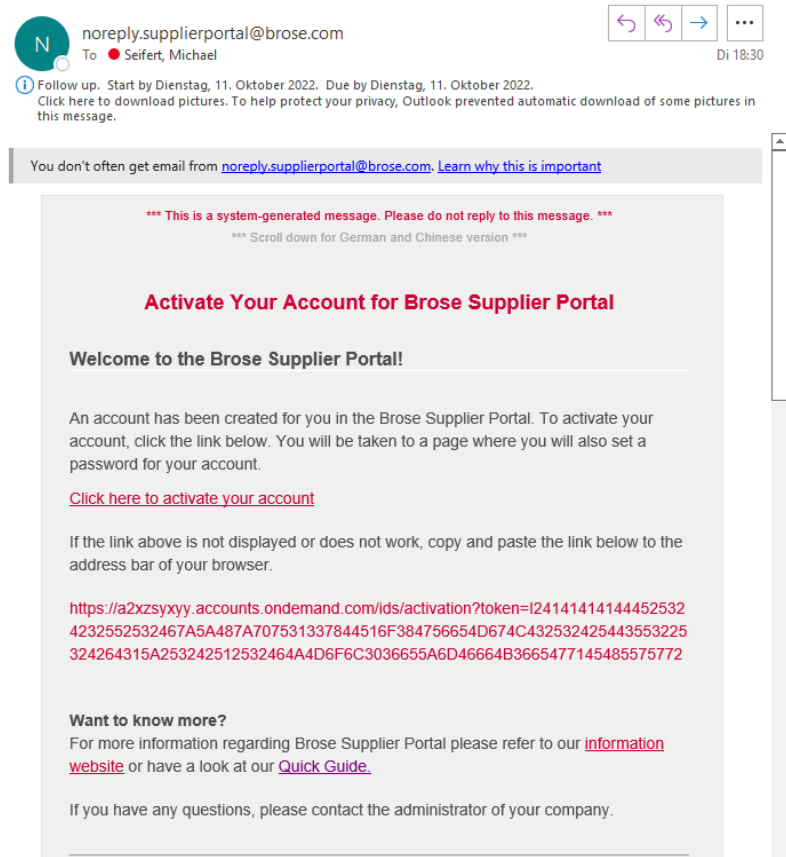
What happens during the Go-Live?



05 | The next steps

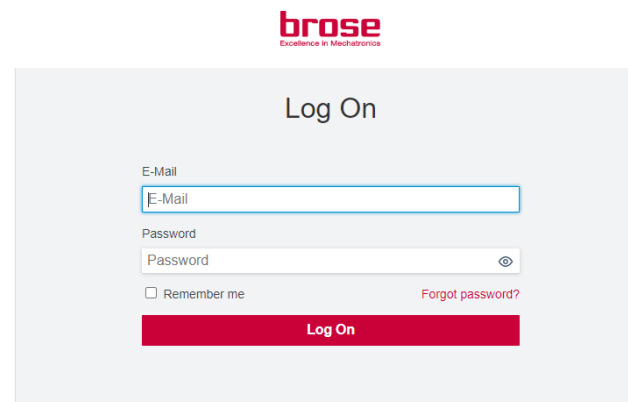
1. Activate your account

Activate Your Account for Brose Supplier Portal

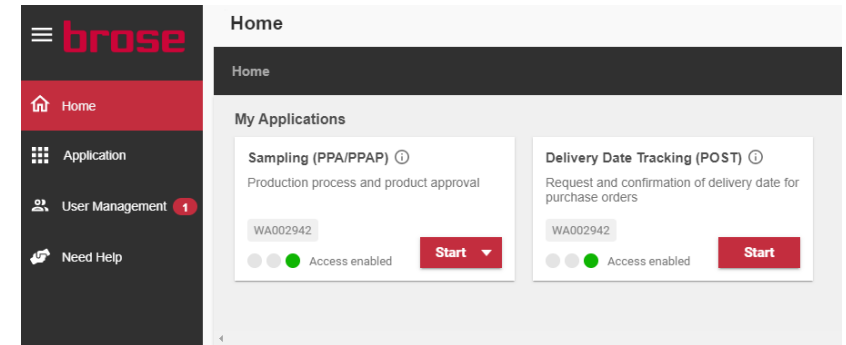


2. Login to Supplier Portal


>> <https://supplierportal.brose.com>

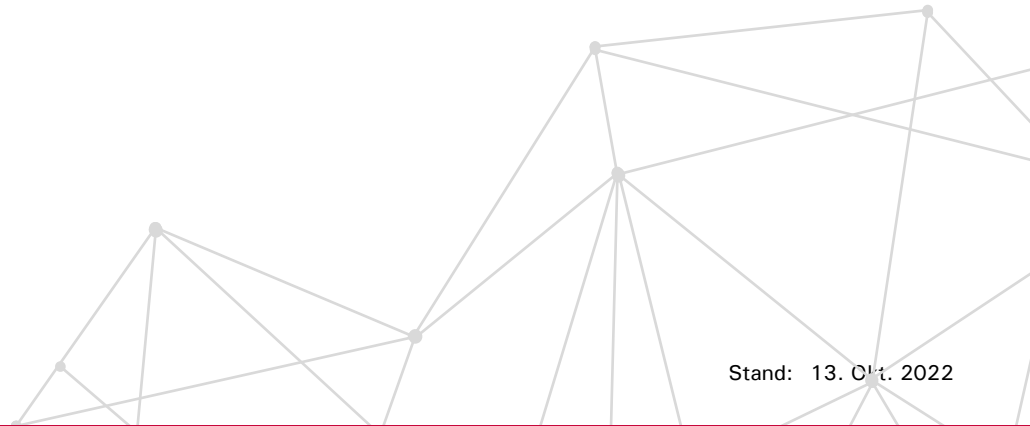


3. Work with your applications




Agenda

- 01 | Overview
- 02 | Functionalities and targets
- 03 | Live Demo 
- 04 | How to find Help
- 05 | What happens next?
- 06 | **Feedback and Questions**



07 | Questions

ANY QUESTIONS ?



Website Brose Supplier Portal



How to get started with the portal



Brose Supplier Portal



Quick Guide



Brose Supplier Portal
for a collaborative supply chain

LET 'S START THIS JOURNEY TOGETHER!

